

A Guide to Using Global Greetings™



FUNDAMENTALS OF LEARNING

VTECH®

Dear Parent,

You know how important learning the fundamentals is to your child's future. No matter what path your child takes - all-star third baseman, doctor or computer programmer - fundamental skills are the building blocks to success.

As a parent, you take the most critical role in establishing an active learning environment. And because play consumes so much of a child's day, toys are a very important part of that environment. That's why **VTech®** developed the **FUNDamentals of Learning** system - an integrated line of products created by teams of cutting-edge toy designers in conjunction with accomplished teachers. Each learning toy focuses on one of three key subject areas: Reading, Math or Language.

The curriculum content of each toy (the teaching part) is keyed to the child's age and ability level. Each toy's appealing design and stimulating, interactive play (the cutting-edge toy part) puts the FUN into fundamentals.

The **VTech®** multi-sensory approach engages diverse learning styles (auditory, visual, tactile) while reinforcing and complementing the subject matter the child is learning, or will learn, in school. This productive play fills a child with confidence and pride, as well as a lifelong love of learning.

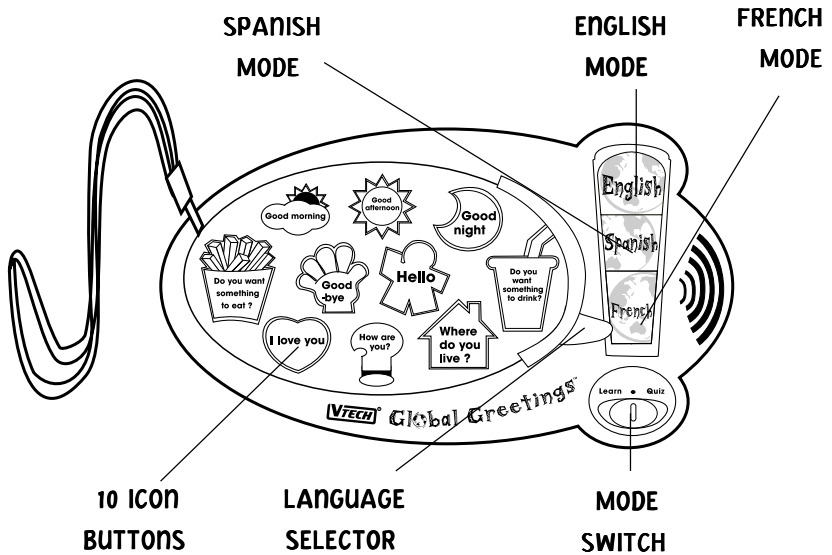
For 25 years, millions of parents have trusted **VTech®** with the most important job in the world, helping their children learn and grow. We appreciate that. And we look forward to continuing to nurture the development of young minds.

Sincerely,

Your friends at **VTech®**


To learn more about the **FUNDamentals of Learning** system and other **VTech®** toys, visit www.vtechkids.com.

GLOBAL GREETINGS™



TO BEGIN PLAY


1. Slide the **MODE** switch to the left to select **Learning Mode** or to the right to select **Quiz Mode**.




2. Slide the **LANGUAGE** selector to learn **English**, **Spanish** or **French**.



3. Press the **ICON** buttons to learn the phrases or answer the quiz questions.



4. Turn the learning toy OFF by sliding the **MODE** switch to the middle position. You will hear “Good-bye!” if in the **English Mode**, “¡Adiós!” in **Spanish Mode** or “Au revoir !” in **French Mode**



GLOBAL GREETINGS™ ACTIVITIES

LEARNING MODE

Global Greetings™ will teach you 10 useful phrases in 3 different languages when you press the icon buttons.

List of Phrases in English/Spanish/French:

| Icon | English | Spanish | French |
|---------------|---------------------------------|----------------------|--------------------------------|
| Person | Hello! | ¡Hola! | Salut ! |
| Cloud | Good morning! | ¡Buenos días! | Bonjour ! |
| Sun | Good afternoon! | ¡Buenas tardes! | Bonne après-midi ! |
| Moon | Good night! | ¡Buenas noches! | Bonsoir ! |
| Hand | Good-bye! | ¡Adiós! | Au revoir ! |
| Heart | I love you! | ¡Te quiero! | Je t'aime ! |
| Question Mark | How are you? | ¿Cómo estás? | Comment vas-tu ? |
| House | Where do you live? | ¿Dónde vives? | Où habites-tu ? |
| Cup | Do you want something to drink? | ¿Quieres beber algo? | Veux-tu boire quelque chose ? |
| Food | Do you want something to eat? | ¿Quieres comer algo? | Veux-tu manger quelque chose ? |

GLOBAL GREETINGS™ ACTIVITIES

ACTIVITY INSTRUCTIONS:

1. Slide the **MODE** switch to **Learn Mode**.
 2. Press any of the 10 icon buttons to hear the corresponding sound effect and phrase. For example, if you press the **CLOUD** button while in the Spanish Mode, you will hear a rooster crowing followed by “¡Buenos días!”
 3. If there is no input within 5 seconds, you will hear “Press a button and say the phrase with me.”
-

QUIZ MODE

Global Greetings™ includes 2 automatically adjusting skill levels in the Quiz Mode. The first skill level will test you on your ability to identify a spoken phrase and find its corresponding icon button. Once you show that you can correctly identify all of the phrases, the unit will automatically advance to the second level. In the second level, you will be given a context and asked to speak the appropriate phrase. You can then press the corresponding icon button to check your answer.

ACTIVITY INSTRUCTIONS:

1. Slide the **MODE** switch to **Quiz Mode**.
2. The unit will begin by asking you a **Level 1** question and will level you up to **Level 2** when you have demonstrated proficiency at identifying the phrases.

Level 1

Level 1 questions quiz you on your ability to identify the spoken phrases.

1. *The unit will ask you to find a phrase in the chosen language. For example, you will hear “Can you find ‘Bonne après-midi?’”*
2. *Answer by pressing the icon button that is associated with the spoken phrase. For the example above, you would press the **SUN** button to input the correct answer.*
3. *When you answer correctly, you will hear a sound effect corresponding to the foreign language phrase, the foreign language phrase, and a positive reward phrase and sound effect.*
4. *You will be given 3 chances to answer each question. After the first incorrect attempt, you will be asked to “Try again” and the question will be repeated. After the second attempt, you will be told which button to press to find the correct answer. After the third attempt, **Global Greetings™** will move onto the next question.*
5. *If you can correctly answer all 10 phrases in succession, you will hear “Woohoo! Onto Level 2!” and the unit will automatically advance to **Level 2**.*

GLOBAL GREETINGS™ ACTIVITIES

QUIZ MODE (continued)

Level 2


Level 2 questions ask you to voice the phrase that should be used when given a specific situation. This encourages use of these phrases in context. The learning toy will tell you what button to press to check your answer:

- 1. The unit will ask you what phrase you would say if given a specific circumstance. For example, you will hear “What do you say in Spanish when you greet your friend?” Then, you will hear the instruction: “Press the **PERSON** button to check your answer.”*
- 2. Voice the answer phrase and then check your answer by pressing the icon button that was advised by the learning toy. In the above example, when you press the **PERSON** button, you will hear the phrase “Did you say ‘¡Hola!’”*
- 3. You will be given 3 chances to press the correct answer button to check your answer. After the first and second incorrect attempts, you will be asked to “Try again” and the question will be repeated. After the third attempt, the unit will return to Level 1 questions.*

GLOBAL GREETINGS™ BATTERIES

BATTERY INSTALLATION

1. Make sure the unit is OFF.
2. Locate the battery cover on the back of the unit. Use a coin or screwdriver to remove the battery cover.
3. Insert 2 new “AA” (UM-3/LR6) batteries following the diagram inside the battery box. (The use of new, alkaline batteries is recommended for maximum performance.)
4. Replace the battery cover and tighten the screw to secure the battery cover.



BATTERY NOTICE

- Install batteries correctly observing the polarity (+, -) signs to avoid leakage.
- Do not mix old and new batteries.
- Do not use batteries of different types.
- Remove exhausted or new batteries from the learning toy when it will not be used for an extended period of time.
- Do not dispose of batteries in fire.
- Do not attempt to recharge ordinary batteries.
- Do not short circuit the supply terminals.

WE DO NOT RECOMMEND THE USE OF RECHARGEABLE BATTERIES.

GLOBAL GREETINGS™ MAINTENANCE

AUTOMATIC SHUT-OFF

To preserve battery life, the **VTECH® Global Greetings™** will turn off automatically after 1 minute without input. You will hear “Good-bye!” if you are in **English Mode**, “¡Adiós!” if in **Spanish Mode** or “Au revoir !” if in **French Mode**. The unit can be turned on again by pressing any button.

Note: If for some reason the program/activity stops working, please follow these steps:

1. Please turn the unit OFF.
2. Interrupt the power supply by removing the batteries.
3. Let the unit stand for a few minutes; then, replace the batteries.
4. Turn the unit ON. The unit should now be ready to play again.

If the problem persists, please call our Consumer Services Department at 1-800-521-2010 in the U.S., 1-800-267-7377 in Canada, or 01235-546810 in the U.K.

WARNING: All packing materials such as tape, plastic sheets, wire ties and tags are not part of this toy and should be discarded for your child's safety.

GLOBAL GREETINGS™ MAINTENANCE

CARE AND MAINTENANCE

1. Keep the unit clean by wiping it with a slightly damp cloth.
2. Keep the unit out of direct sunlight and away from any direct heat source.
3. Remove the batteries when the unit is not in use for an extended period of time.
4. Do not drop the unit on hard surfaces or try to dismantle it.
5. Do not expose the unit to moisture or water.

IMPORTANT NOTE:

Creating and developing the Fundamentals of Learning product line is accompanied by a responsibility that we at **VTECH®** take very seriously. We make every effort to ensure the accuracy of the information, which forms the value of our products. However, errors sometimes can occur. It is important for you to know that we stand behind our products and encourage you to call our Consumer Services Department at 1-800-521-2010 in the U.S., 1-800-267-7377 in Canada, or 01235-546810 in the U.K. with any problems and/or suggestions that you might have. A service representative will be happy to help you.

NOTE:

This equipment generates and uses radio frequency energy and if not installed and used properly—that is, in strict accordance with the manufacturer's instructions—it may cause interference to radio and television reception. It has been type tested and found to comply within the limits for a Class B computing device in accordance with the specification in Sub-part J of Part 15 FCC rules, which are designed to provide reasonable protection against such interference in a residential installation. However, there is no guarantee that interference will not occur in a particular installation. If this equipment does cause interference to radio or television reception, which can be determined by turning the equipment off and on, the user is encouraged to try to correct the interference by one or more of the following measures:

1. Reorient the receiving antenna.
 2. Relocate this product with respect to the receiver.
 3. Move this product away from the receiver.
-

Look for these additional products in the Fundamentals of Learning product line



Alphabet Apple™
3 years and up
80-26800



Flip For Phonics™
3-5 years
80-29100



Bubble Gum Phonics Fun™
4-6 years
80-41300



Alphabet The Ready to Read Robot™
4-6 years
80-29400



Math-o-Matic™
5-8 years
80-44100



Get A Grip!™ Phonics
4-8 years
80-41400

**Our helpful Consumer Services staff
is available to answer product
questions and to assist in finding
the retailer nearest you**

USA
1-800-521-2010
www.vtechkids.com

CANADA
1-800-267-7377
www.vtechcanada.com

UK
01235-546810
www.vtechuk.com

